
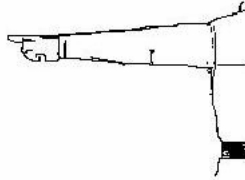


OFFICIAL GROUP RIDING SIGNALS

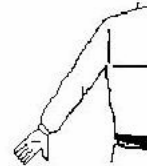
Right Turn
Left arm upright and hand extended.



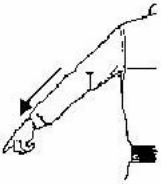
Left Turn
Left arm extended straight out and hand extended.



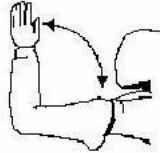
Stop (Slow Down)
Arm extended straight down, palm back.



Road Hazard
Point immediately with emphasis (Sometimes this is done with the right foot).



Pull Off
Arm positioned as for right turn, forearm swung toward shoulder.



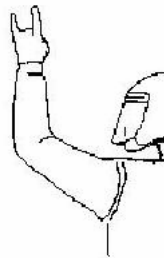
Follow Me
Arm extended straight up from the shoulder, palm forward.



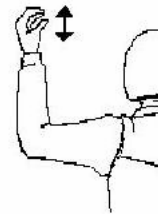
Single File
Arm fully extended and index finger extended straight up.



Staggered Formation
Arm extended straight up with little and pointer fingers extended.



Turn Signals
(Accidentally left on)
Open and close hand with fingers and thumb extended.



Comfort Stop
Upper arm extended horizontally, forearm straight up, fist clenched with short up and



Fuel
Arm out to side, upper arm about 45 degrees below horizontal, forearm pointing to tank with forefinger extended.

